

Information Seeking Behavior in Vivekanand Institute Advanced Study & Management Science Comm. & Late Pandharinath Patil Institute of MGT. Study & Information Technology, Vivekanand College Campus, Aurangabad

Arun Vishnu More

Librarian ACE Academy CBSE School, Chikalthana MIDC, Aurangabad, MS, India

Abstract

Aim of this study was to investigate the availability and utilizations of existing resources of the libraries in the study. Students were selected as sample on the basis of their availability. The data for this survey was collected through questionnaires of students. The results revealed that libraries are Lack of human and material resources was the main reason for underutilization. Student mostly visit library for reading books, preparation of assignment and consume spare time. It is concluded that improved library services and provisions can enhance the relevance and utilization of libraries.

KEYWORDS: libraries, library resources, user survey,

Introduction:

The academic libraries have been described as the “heart” of the learning community, providing a place for students and faculty to conduct their research and advance their knowledge. In the education system, an academic library is the centre of academic life. Understanding the needs of the target group will help to develop the diverse strategies that are appropriate to obtain effective results. For user –centered service the library needs to know the users and user needs. One of the main tools that can be used to evaluate and assess the library services is the user survey. It is impossible to assess the changing needs of the clientele unless user surveys are conducted to determine user needs and their reading interests.

1 User surveys:

Library services stated that library surveys are shifting their emphasis toward the library user, patterns of library use, and the degree to which user needs are being met. Busha and Harter (1980),

Librarians have become increasingly sensitive to user requirements and user study offers a means of defining a library’s clientele, establishing levels of demand for various services and tailoring those services to meet the interests’ of that clientele. While some user studies have restricted themselves to gathering data about patterns of library use, many of authors aim at evaluating users’ attitudes to the library, and assessing the degree of satisfaction being achieved. (McMuedo, 1980)

Knowledge of the information needs and information seeking behavior of users is vital for developing library collections, upgrading facilities and improving services to effectively meet the information needs of users. (Tahir, 2008)

2 Objectives of the study:

The main objectives of the user survey were:

1. To learn what library services, resources and facilities undergraduates use for their learning and research
2. To know how satisfied undergraduates are with available resources and services in the library
3. To suggest remedies that may help the undergraduates to use the library more effectively.

3 Methodology:

The research was conducted among the students who use the library. In order to meet the objectives of the study, survey methodology was used. The main research instrument was self administered questionnaire which consisted of structured questions. Most of the closed ended questions were designed to elicit responses on a five- point Lickert scale. The questionnaire was basically divided into two sections.

4 Scope and limitation of the study:

The present study is limited to the Vivekanand Institute Advanced Study & Management Science Comm. & Late Pandharinath Patil Institute of Mgt. Study & Information Technology, Vivekanand College Compus, Aurangabad. which has 1200 total students in college. Out of that 900 questionnaires distributed where as 650 students give the response to the questionnaire i.e response rate is 72.22%

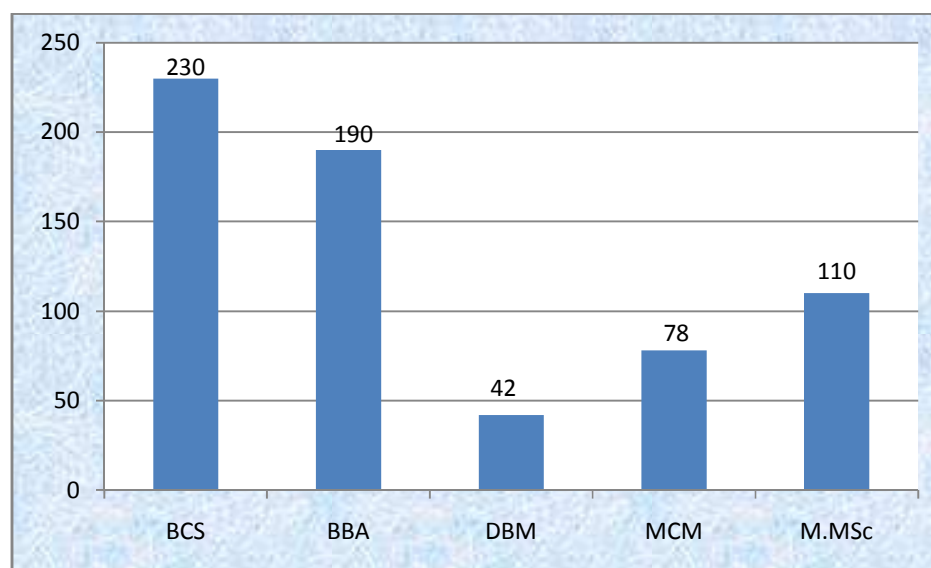


Fig. no.1 faculty wise distribution of students

5 Data analysis and Interpretations:

Information was collected from the students in the form of using structured questionnaire separately designed for the students. The data collected from the respondents through the

questionnaire was tabulated and analyzed. The data was analyzed considering the following parameters.

5.1 Gender wise analysis

Gender	Respondents	Percentage
Male	368	56.62%
Female	282	43.38%
Total	650	100%

Table no.1 Gender wise Distribution

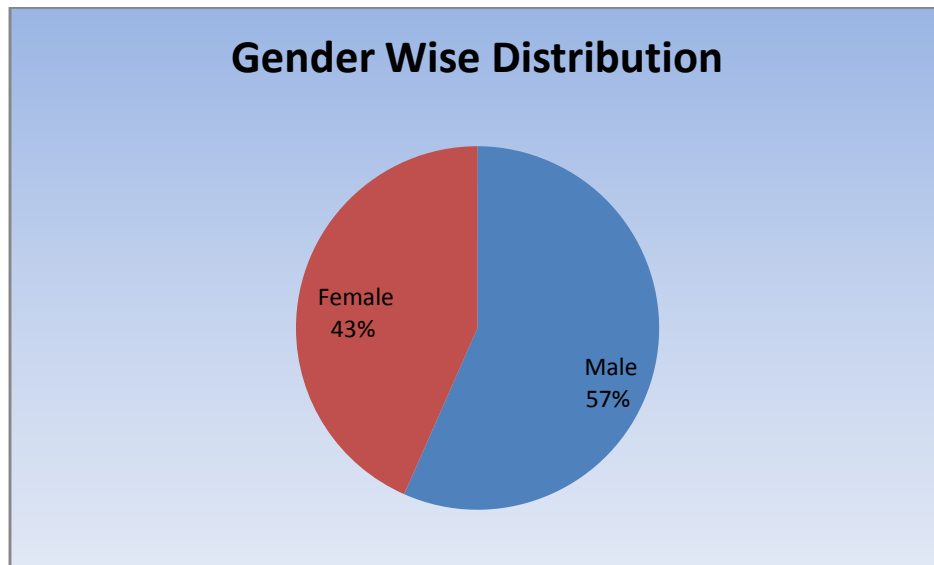


Fig.no.2 Gender wise Distribution

Table 1 A shows that the male respondents are 51% and female respondents are 49% .

5.2 Frequency of visiting library

Sr.No.	Frequency of Visiting library	No. of Responses	Percentage (%)
1	Daily	315	48.47%
2	Twice in week	135	20.76%
3	Weekly	88	13.53%
4	Two or three Times in Month	68	10.47%
5	Monthly	44	6.77%
	Total	650	100.00

Table no.2 Frequency of visiting of library

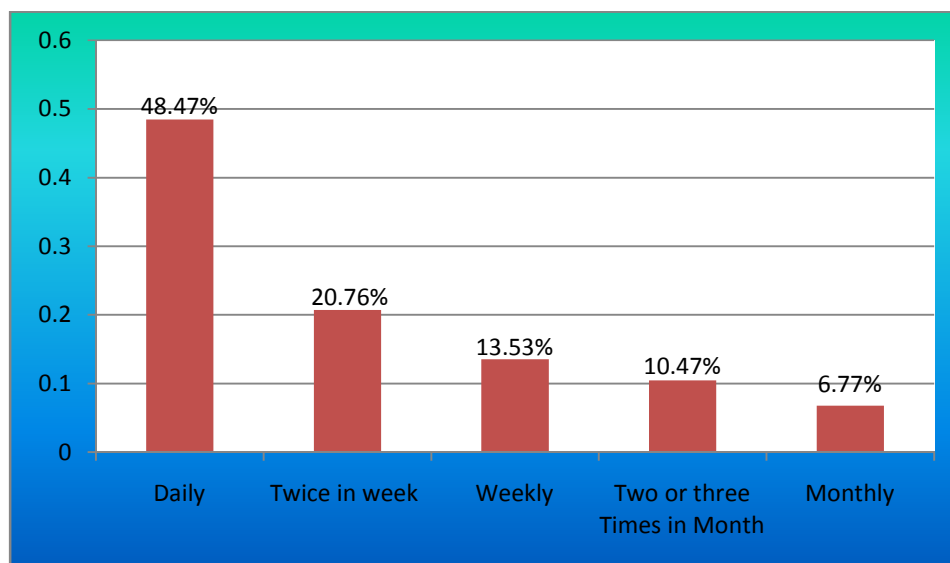


Fig. no.3 Frequency of visiting library

Table no.2 indicates that of the Total 315(48.47%) users visit every day followed by 135(20.76%)Twice in week followed by weekly 88(13.53%) two or three times in months 68(10.47%)& monthly 44(6.77%)

5.3 Purpose of visit to library

Sr. No.	Purpose of visit	No. of Responses	Percentage
1	Study	244	37.54%
2	Periodical & Newspaper reading	97	14.93%
3	Borrow Materials	115	17.69%
4	Internet	76	11.68%
5	Competitive Exam and Employment news	68	10.46%
6	Information ask to librarian	50	7.70%
	Total	650	100

Table no.3 Purpose of visiting library

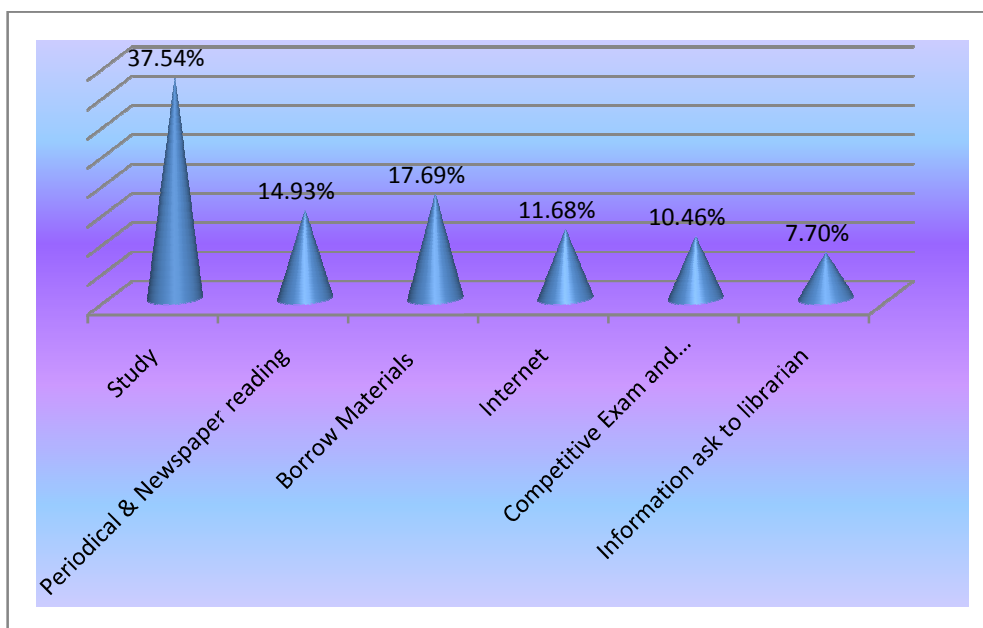


Fig. no.4 Purpose of visiting library

Table no.3 shows that for study purpose student visited to library 244(37.54%) followed by periodicals and newspaper reading 97(14.93%) and for borrow materials 115(17.69%).

5.4 Which Book do you want to read?

Sr. No.	Reading Habit	No. of Responses	Percentage
1	Reference	124	19.07
2	Text Book	234	36
3	Biography	56	8.61
4	Personality Development	136	20.92
5	Competitive Exam	38	6.84
6	Story & Novels	62	9.53
	Total	650	100%

Table No.4 Reading habit of book.

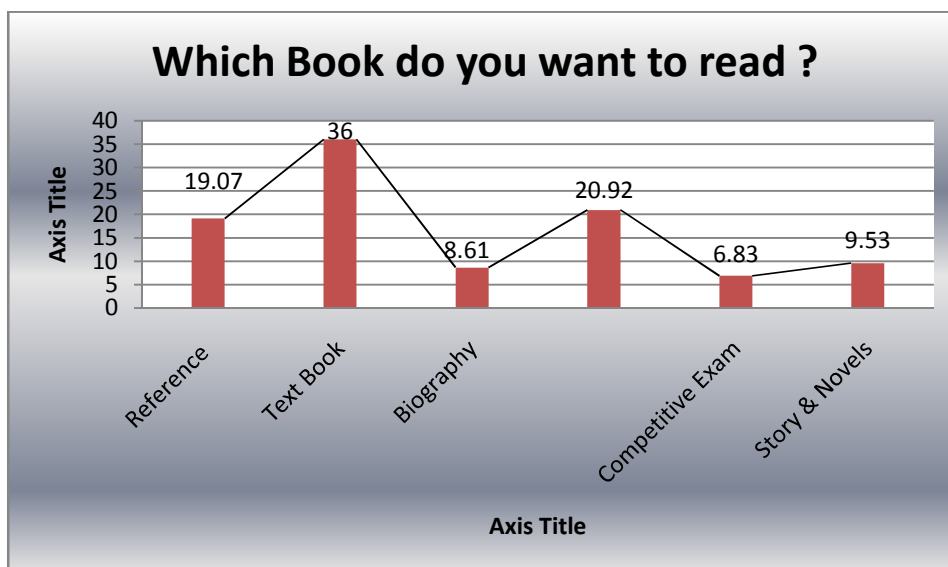


Fig. no.4 Purpose of visiting library

Table no. 4 shows reading habit of students likes textbook 36% followed by other books and Reference books 19.07%

5.5.Section B. About Library Staff

Sr. No.	About Library Staff	Excellent	Very good	Good	Fair	Poor
1	Sincerity	115	358	125	35	17
2	Behavior	141	213	188	68	40
3	Knowledge & Competency	148	204	20	54	40
4	Efficiency & Promptness	177	173	192	68	40
5	Effectiveness	176	213	203	37	21

Table no. 5 Information of Library staff

Table no. 5 shows about library staff sincerity is very good **358(55.07%)** followed by Behavior is excellent **141(40.48%34.28)** followed by Knowledge and competency 140 followed by efficiency and promptness 177(27.23%) & Effectiveness is very good 213(32.76%)

5.6. Library Environment

Sr. No.	Library Environment	Excellent	Very good	Good	Fair	Poor
1.	Silence in library	255	155	200	0	0
2.	Cleanliness & ambience	358	196	90	06	0
3.	Lighting and Ventilation	121	97	368	60	40
4.	Equipment and Facilities	124	177	248	92	9

Table no.6 Library Environment

Table no.6 shows silence in library respondents excellent category 255(39.23%) followed by cleanliness and ambience 358 (55.07%) lighting and ventilation 121(18.61%) after that equipment and facilities 124(19.07%).

5.7. Library Services

Sr.No.	COLLECTIONS	Excellent	Very good	Good	Fair	Poor
1.	Relevance	92	268	203	87	0
2.	Sufficiency and Availability	264	252	135	0	0
3.	Recency/ Up datedness	192	187	207	57	7
4.	Physical Condition	276	188	177	9	0
5.	Variety	127	276	198	49	0

Table no.6 Library services

Table no.6 shows respondents emphasis on good and very good. Respondents

6 Suggestions:

1. Increase General Knowledge, Competitive Exam books, self help books etc.
2. No of Text-books should be increased.
3. Books on fiction to be included
4. Scientific Journals to be updated
5. Need of Wi-Fi facility

Conclusion:

Findings of the study shows that the undergraduate students are overall satisfied with the library resources, services and facilities. But the study further found that library resources and services are not being fully used by the undergraduates because either they are not

aware of the resources and services or do not consider them as important for their studies. Conducting a comprehensive information literacy program is crucial to educate undergraduates about resources and the services of the library and how to use them.

Reference:

- Chamani Gunasekera (2010) Students Usage of an academic Library: a user survey conducted at the Main Library University of Peradeniya, Journal of the University Librarians Association of Sri Lanka. Vol.14 (Issue 1), June 2010 43-60
- Busha , Charles and Harter , Stephen P. (1980). Research Methods in Librarianship, New York: Academic press.
- McMuedo, George (1980). User satisfaction. New Library World, 81(4), 83-85
- Tahir, Muhammad et al. (2008). Information Needs and Information –seeking behavior of Arts and Humanities Teachers: A survey of the University of the Panjab, Lahore, Pakistan. Library Philosophy and Practice, 2008(December)